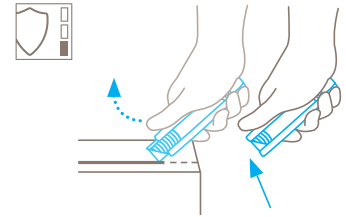


TECHNICAL DATA SHEET

SECUNORM HANDY NO. 445

Safety technology



Automatic blade retraction – a high degree of safety

The automatic blade retraction of the SECUNORM HANDY guarantees a very high degree of safety from cut injuries. As soon as you've started the cut remove your thumb from the slider. The blade will then withdraw back into the handle immediately after leaving the material being cut.



BOX-SLITTER FOR RIGHT- AND LEFT-HANDERS

Artikelnummer 445.02

A classic, in pocket form.

The SECUNORM HANDY is compact, but don't be fooled! Being handy doesn't mean it's quaint. This is a cutting tool with "bite" and all the qualities required for the job. Compact yet versatile, lightweight but extremely handy, the SECUNORM HANDY is suitable for a variety of cutting applications. High frequency cutting is no problem.

4-times usable blade

Why do you benefit more from your blade? With its four sharp edges, it can be rotated four times. That's why. The result? Blade life is quadrupled and you stay sharp for longer.

Double-sided slider

With the right hand? With the left hand? It's all the same. We have fitted the SECUNORM HANDY with a slider that is accessible from both sides. Now that's handy!

Small, but robust

Don't take this cutter at face value. It is small, but it is tough. The plastic insert sits snug within a coated metal handle. Light and compact, the SECUNORM HANDY will guide you through thick and thin, long term.

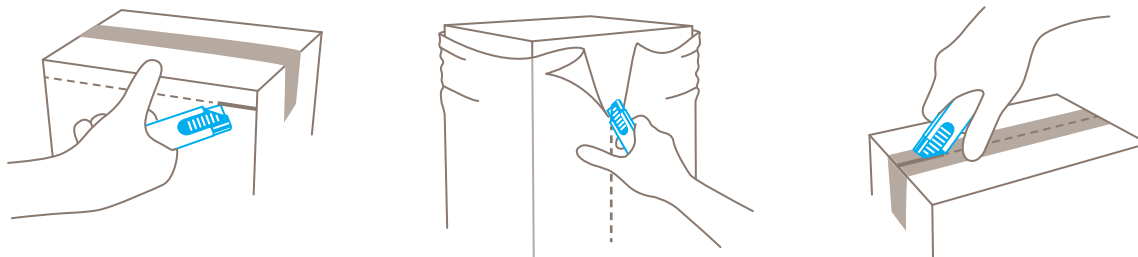
Handy format

The SECUNORM HANDY can slip into every pocket. For times when it's not in use. When in use, you will appreciate its lightness and size. Ribbing on the slider is a grippy-bonus.

Tool-less blade change

Changing the blade is simple. And tool-less. Simply pull the plastic inset out of the cutter body. Rotate or change the blade, replace the insert, job done!

USAGE



PRODUCT FEATURES

Technical features



High safety



Tool-less blade change



Abrasion resistant



Ergonomic



4-times usable blade



Extended blade length



Cutting depth



For right and left hander



Printable for promotional purposes

Hauptschneidmaterial



Cardboard: up to 2-ply



Wrapping, stretch, and shrink foil



Tape



Plastic strapping band



Bagged goods



Layers of foil or paper



Yarn, cord

Installed blade



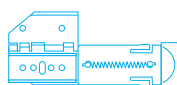
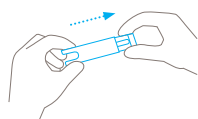
NO. 45
0.30 mm

Optional blade



NO. 145
0.30 mm, stainless

BLADE CHANGE



SERVICES OFFERED



Safety poster



Training video



Technical data sheet



Consulting service

PRODUCT AND PACKAGING DETAILS

Order No.	NO. 445.02	Packaging Unit	1 in single unit box
Knife size (L x W x H)	100 x 7.8 x 25.5 mm	Size of single unit box	102 x 28 x 9 mm
Weight	35 g	Weight of single unit box	37.8 g
Main material	Steel	EAN Code single unit blade	4002632905995
Extended blade length	13.3 mm	EAN Code single unit blade	20 knives
Cutting depth	8.5 mm	Size of outer pack	155 x 115 x 40 mm
		Weight	782.5 g
		EAN Code outer pack	4002632957314
		Customs tariff number	82119300

SAFETY CERTIFICATE

Ausstellungsdatum	27. August 2010
Certified	GS certificate NO. S 60033010

Certificates and awards



SECURITY ADVICE

To ensure that you use your new MARTOR knife safely and most effectively, please read and note the following user-instructions. Please keep the written guide in a safe place so that you can access it at any time.

1. General application instructions: Please use the product carefully for cutting work only and not for any purposes other than those that are intended. Please take the correct handling and the proper use of the knives into account in this regard.

2. Special application instructions to avoid the danger of injuries: Only use knives that are in perfect condition and have sharp, clean and undamaged blades. employ the utmost care when handling the knives.

CAUTION: The blade is sharp and can result in serious and deep cuts. Therefore, never reach into the blade! To reduce the danger of injuries, hold the hand that is being used to restrain and stabilise the cutting base in such a manner that the restraining hand or even other body parts are not endangered in the event that the knife slips.

3. Replacement of spare parts: Replace any blades that be-

come dull at the right time! Use only the replacement blades available at MARTOR for this purpose. Dispose of old blades in a proper fashion. They should not be placed in a waste paper bin, as this poses a considerable danger of injuries. Never perform any repairs yourself. If the knife displays signs of aging or other wear, e.g. function problems when changing the blade or in the handling of the blade pushers, then it must be rejected and replaced with a new one. Any modifications or manipulations to the product are prohibited, as they impair the product safety. CAUTION: There is an extremely high danger of injuries here!

4. Non-use of the knife: Always secure the blade in such a way that injuries due to cuts are excluded. Store the knife in a secure place.

5. Care instructions: Always keep the knife clean and do not expose it to unnecessary humidity to safeguard a long service life.

CAUTION: No liability will be assumed for consequential losses. Subject to technical changes and errors! This knife does not belong in the hands of children!

ACCESSORIES

USED BLADE CONTAINER


NO. 9810



You can fill the USED BLADE CONTAINER with the content of your SAFEBOX. Or directly with your used blades. When the box is full, turn the lid until it shuts. Now the box cannot be reopened. The next step is to safely and completely dispose of the filled USED BLADE CONTAINER.

WALL MOUNT BRACKET FOR USED BLADE CONTAINER

NO. 9845



Include it in your order now! With this mounting bracket you can fix your USED BLADE CONTAINER to a central location. Use the clamp and screws and nuts supplied with the product to attach it to either a pipe or a rod.

SAFEBOX

NO. 108000



The SAFEBOX is large enough to store a large number of used blades safely. And at the same time, it is compact enough to carry on you. The two slits are not only used for filling, but also to „shorten“ your snap-off blades. When your SAFEBOX is full, empty it into your USED BLADE CONTAINER.

MANUFACTURER

MARTOR KG | Heider Hof 60 | 42653 Solingen | Germany
T +49 a212 25805-0 | F +49 212 25805-55 | info@martor.de | www.martor.com